

Digital flatbed cutters for on demand applications

Flatbed range

colorcut
FB1175
Digital Die Cutter

intec

Range of tables to suit applications, class-leading force for both cutting and creasing, QR / barcode-reading camera / sensor retrieves associated cut files, software included



Cut absolutely any shape ColorCut flatbeds

Designed in the UK, beautifully engineered, totally accurate and highly affordable. The Intec ColorCut flatbed series defines a new industry standard.

Perfect for light to medium run production of two and three dimensional items, the ColorCut series offers a range of machines to suit the cutting and creasing of virtually any form of print, from cardboard packaging for high-end products and protective cartons – to synthetic point-of-sale items and kiss-cut adhesive labels. The ability to digitally produce single items on demand, also makes the ColorCut perfect for prototyping.

Bespoke, market-leading software brings many advanced features to aid design and production.

Flatbed cutting & creasing



No matter whether you produce 2D point-of-sale and labels or 3D packaging and displays – ColorCut flatbed cutting tables will perform effortlessly, and on demand.

Cartons, packaging, point of sale & kiss cut labels - all with one system!

ColorCut flatbeds come complete with a selection of cutting blades and mats to suit a wide range of materials being cut including lightweight papers, cards, label stock and synthetic substrates.

Create stunning packaging with superb creasing and crisp cut lines/perforations on heavier-weight stocks for items such as luxury product packaging, gift boxes, utility packing and much more by using the supplied

superior grey felt cutting mat and industrial circlip blades (included with every flatbed) making it suitable for use with heavier-weight materials.

Perfect kiss-cut labels, interior and exterior point-of-sale, novelty greetings cards and vinyl decals can also be produced when used in conjunction with the provided self-healing cutting mat.



Cut, crease, perforate and score card & labels
100% digital - no dies required
Wide choice of models from SRA3 to B1+ cutting tables



FB550

FB750

FB1175

Server
Station

Seriously better ColorCut flatbed cutters

ColorCut flatbeds have been designed and developed to deliver the accuracy, speed, ease-of-use and reliability demanded by print professionals.

Intec has invested in producing a reliable, class-leading system which is intuitive and simple to use. It seamlessly integrates with the leading graphic design packages (Adobe® Illustrator® or CorelDRAW®) enabling you to use the design software you already know.

Cutting your jobs is effortless, as sheets are placed on the cutter, your jobs are retrieved automatically enabling ColorCut flatbeds to be used by any member of your team, ensuring additional and unique profit-making opportunities without added cost.



Uniquely ColorCut



1. Dual tool head delivers class-leading force to both the crease and cut tools



2. Job coding revolutionises functionality and line tasks



3. Vacuum hold down table with choice of cutting mats



4. Immersive 5" touch screen control panel



Engineered for reliability.

Designed in the UK, the ColorCut flatbed range has a pedigree of solid engineering, robust mechanical parts, the latest high-tech electronics and simplicity of use - all at an extremely affordable price point!

Digital die cutting. Using advanced digital contour cutting technology, the flatbed tools follow artwork

cut and crease lines drawn in Adobe® Illustrator® or CorelDRAW® – no need to purchase and wait for traditional dies to be made.

Deliver on demand. Cuts a typical SRA3 sheet in just 30 - 60 seconds. This enables users to easily and affordably produce anything from as little as one or as many as 1,000 sheets per day.



Vacuum hold down table. Sheets are held securely in place on either a green self-healing or superior grey felt cutting mat, by a vacuum produced by a powerful centrifugal air pump. Suction passes through the perforated hold down table and the mat, keeping sheets flat and secure.

Job sensing. Perfect registration of the printed sheets to the desired cut line is guaranteed by the presence of an optical sensor or CCD camera, which reads page marks and barcode/QR code (see software section), and enables the dual tool head to follow the path of drawn vector lines.

Batch productivity. Multiple sheets can be placed on the cutting mat and with the control settings designated to 'batch productivity', ColorCut will proceed to work on each sheet in turn - thus speeding productivity even further!

Dual tool cutting head. Delivering at least twice the pressure of other models in its class, the ColorCut flatbeds use a dual tool head where both tools operate independently from each other, for all functions, reducing operation time and improving productivity. The creasing tool is double-ended, offering a choice of wide or narrow crease, as required.

Fingertip control. The intuitive touch screen control panel integrates with ColorCut Pro (see software section) and display's easy to follow instructions, ensuring operators are able to respond effectively to system requirements.

High power vacuum included. All Intec ColorCut flatbeds come with an extremely powerful centrifugal air pump which provides the power, to hold down printed sheets, onto the cutting table. An auto cut-off feature announces the end of each cut sheet. The pump is housed within an attractive, purpose made acoustic housing and supplied with an effective silencer*.

*optional for the FB550 model




Barcode reading



Barcode - optical sensing

QR code reading



QR code - CCD camera recognition



ColorCut Pro 3 software

ColorCut Pro has been developed exclusively by Intec to work the way you work - no new software to learn when designing your jobs - and offers key productivity features to deliver exactly the kind of user experience that we know the print finishing industry demands. We offer two working modes within the ColorCut Pro application and the mode used is model dependent.

Barcode Mode - FB550

Job barcoding. The generation of job barcodes revolutionises the production and job filing process. ColorCut Pro can automatically create a barcode specifically dedicated to an individual cut file, to add to the print PDF. When the flatbed's optical sensor reads the barcode on the printed sheet, ColorCut Pro automatically pulls that file up on screen, ready to cut.

This system works with the FB550.

QR Code Mode - FB750 & FB1175

QR code reading. This is a progressive and exciting development of ColorCut Pro software. The flatbed utilises 8th generation ARMS technology with an on board Vision3 CCD video camera, scanning the QR code, to instantly retrieve the associated cut/crease file and read SmartMarks for perfect registration.

This system works with the FB750 and FB1175 models and other Intec auto feed finishing solutions.

Model selector

A flatbed to suit
all applications
ColorCut model options

Depending upon typical job type, run volumes and physical space, there's a ColorCut flatbed to suit virtually all users.

Full system specifications available on rear of brochure.



Market position Ideal for small commercial printers, graphic design, media and marketing companies or inplants seeking to cut and crease on SRA3 or up to 350mm x 488mm sheets for on demand applications. Produce one offs or hundreds of boxes for prototypes, packaging, greetings cards - also suitable for kiss-cut label sheets.

Supplied with double-ended creasing tool and an adjustable cutting tool - which accepts a range of blades for different media types.

Add the optional silencer for a whisper quiet working environment.

MODEL FEATURES FB550	
Maximum media area	350mm x 520mm
Effective contour cutting area	330mm x 488mm
Cutting force	960gf
Creasing force	960gf
Speed settings	N/A
Maximum cutting speed	600mm/second
Dual tool functionality	Blade holder and crease tool
Registration system	High resolution optical IR sensor using 6th Generation ARMS technology
Job recognition	Job barcoding for cut file recognition, retrieval from job library and registration
GENERAL	
Media hold-down method	400W Vacuum suction
Acoustic cover for vacuum pump	Yes
Silencer	Optional
Stand	Included
Weight (uncrated)	69kg
Max' dimensions* L x W x H	900 x 870 x 1020mm



Market position With a larger cutting table, the FB750 can handle B2 folders, and larger sheets. However, it's the combination of the aggressive price point along with the ability to place 2 x SRA3 sheets next to each other (or 4 x SRA4), for light production applications, which enables users to achieve higher productivity. With less time taken placing sheets on the table, this cutter is a very popular model. The FB750 comes with an upgraded registration system to include 8th generation ARMS sensing, for faster job retrieval and 300% faster job registration, making it great for multiple sheet cutting; the Vision3 CCD camera will auto find the position of each sheet.

Also includes a higher power 750W vacuum bed, to cut a wider range of media and an acoustic muffler, to ensure the flatbed comfortably fits within any work environment.

MODEL FEATURES FB750	
Maximum media area	475mm x 670mm
Effective contour cutting area	456mm x 640mm
Cutting force	960gf
Creasing force	960gf
Speed settings	N/A
Maximum cutting speed	600mm/second
Dual tool functionality	Blade holder and crease tool
Registration system	High speed - Vision3 CCD camera using 8th Generation ARMS technology
Job recognition	Advanced QR code for instant job recognition and registration
GENERAL	
Media hold-down method	750W Vacuum suction
Acoustic cover for vacuum pump	Yes
Silencer	Included
Stand	Included
Weight (uncrated)	82kg
Max' dimensions* L x W x H	1070 x 992 x 1020mm

Note to all devices:
* Maximum dimensions relate to assembled machines and reflect full extremities of each device to allow for aspects such as tool beam and vacuum hose.



Market position With the largest cutting table in the range, the FB1175 handles sheets up to B1+ (720 x 1020mm), with a maximum effective cutting area of up to 750 x 1095mm, ideal for larger sheets.

The FB1175 also includes the latest 8th generation ARMS registration system, which in addition to; reading registration, position, scale and skew information, enables the FB1175 to maximise your table size to efficiently cut multiple SRA3 digital sheets at the same time as the Vision3 CCD camera will auto find the position of each sheet.

As the flagship model in the range, the FB1175, delivers enhanced cutting speed, increased force for BOTH cutting AND creasing AND a more powerful 1000W fan for maximum sheet suction.

MODEL FEATURES FB1175	
Maximum media area	800mm x 1100mm
Effective contour cutting area	750mm x 1095mm
Cutting force	1200gf
Creasing force	1500gf
Speed settings	High Quality / Standard / Fast
Maximum cutting speed	750 / 960 / 1,200mm per second
Dual tool functionality	Blade holder and crease tool
Registration system	High speed - Vision3 CCD camera using 8th Generation ARMS technology
Job recognition	Advanced QR code for instant job recognition and registration
GENERAL	
Media hold-down method	1000W Vacuum suction
Acoustic cover for vacuum pump	Yes
Silencer	Included
Stand	Included
Weight (uncrated)	108kg
Max dimensions* L x W x H	1550 x 1350 x 1010mm

See full range specification table on back page



The optional ColorCut Pro Server Station streamlines production workflow and automates productivity.



Take full control with ColorCut Pro software

Intec has developed and produced dedicated software which is supplied with all ColorCut flatbed cutting tables. This optimises contour cutting capabilities and helps users cut projects with simplicity and precision.

POWERED BY
Intec
ColorCut Pro

Bespoke software

ColorCut Pro explained

ColorCut Pro. Is a stand-alone application with a plugin, that can be installed on remote computers anywhere within the workflow environment, to perform contour cutting of paper card and synthetics. Intec offers a complete turnkey solutions because we manufacture both the hardware and develop the software for our range of ColorCut flatbed machines.

For creatives. The core application enables artworkers to generate barcoded or QR coded cut files with associated job numbers, as an integral part of their design, for instant job recognition and file retrieval.

For print finishers. The ColorCut Job Library enables users to retrieve previously prepared cut files without the need to launch Adobe® Illustrator® or CorelDRAW®. This is typically used in a production environment, remote from the design studio and may be further enhanced if using the optional Server Station.

Software development. Intec currently offers two modes within its ColorCut Pro software, both delivering the same operator functionality but differing in the way its generates and reads the data. **ColorCut Pro** automatically generates either a barcode, for the FB550 which uses an on-board optical sensor - or a QR code for the FB750 and FB1175, with on-board Vision3 CCD camera, to read and cut digital files.

The software is supplied with each flatbed cutter and fully integrates with the leading drawing packages; Adobe Illustrator and CorelDRAW.

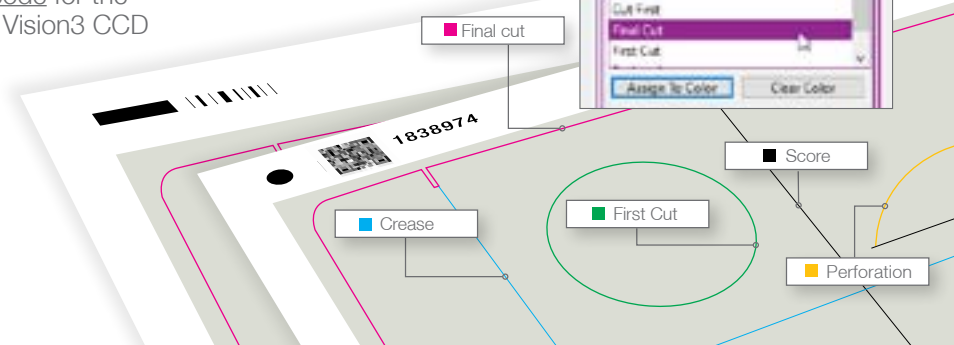
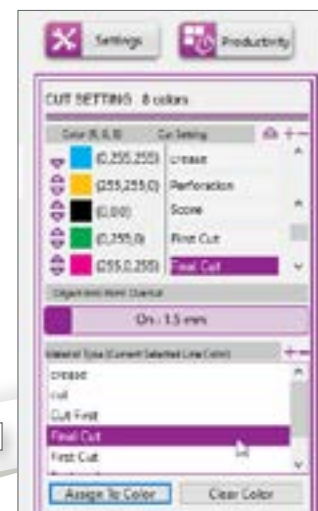
Contour cut with ColorCut Pro

The on board sensor/camera reads the generated barcode or QR code on each printed sheet and retrieves the associated cutting file from the ColorCut Pro Job Library. The user can also key-in the job number, to pull up cut files, should there be a need to remove these from the printed sheet for artworking purposes.

The on board sensor/camera also reads the registration SmartMarks placed in each corner of the sheet, for positional accuracy. Advanced features compensate for print skew or positioning skew to ensure precise cut registration.

Create and modify. Being fully integrated with Adobe Illustrator and CorelDRAW, ColorCut Pro allows users to re-open artwork that requires design elements to be edited. Once edited, simply recreate a new cut file and its data at a keystroke.


Colour recognition. Working with vector lines in the design, it is possible to set-up cutting/creasing processes using different line colours. This feature recognises different colours, allowing users to set different types of operation, and the sequence in which they are performed.



Making production tasks, easy!

- No new drawing program to learn
- ColorCut Pro accepts vector lines directly from Adobe Illustrator or CorelDRAW
- Line colour identification
- Material/Action Database
- Control tools speed & force using SmartLine colour
- Productivity mode enables multiple sheet cutting
- Generate and assign barcodes or QR codes to jobs, saving the cutting file to the job database for retrieval later

- Cut with or without registration marks
- Customisable registration mark and barcode/QR code position
- Automatic sensor calibration
- High tolerance to variation in brightness, for coloured media or white marks on dark paper
- Software automatically adjusts for print scale, skew or position errors up to 5mm
- Automatically turns off vacuum after cutting
- Cutting interface can be independent of user's drawing program



Productivity controls for production runs. Multiple sheets can be placed on the table at the same time and ColorCut Pro can be set to search for each sheet and cut it - improving productivity.

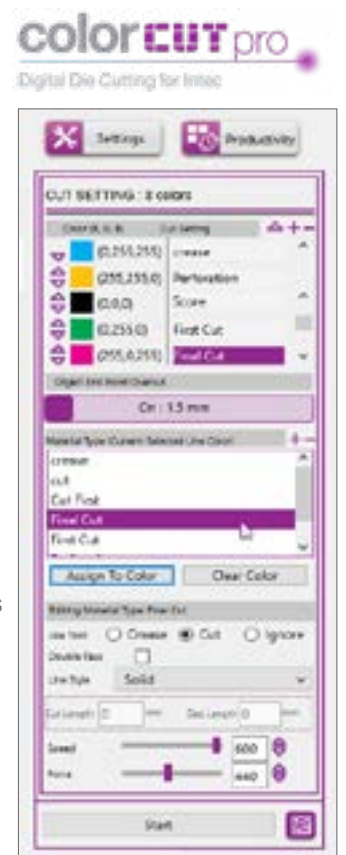


Material database. It's possible to assign a tool; cutting or creasing, along with tool speed and force for each action or material used. This enables users to achieve precisely the correct control for each task. Settings can be saved so users can quickly and easily recall them for future jobs.

SmartLine control. There is no need to draw different types of lines in your artwork, such as dotted or dashed, using a solid vector line is all that is required. By specifying given lines in certain colours, ColorCut Pro can be used to designate the required tasks to each line colour i.e. red to cut, blue to perforate, green to crease etc.

For complex designs it is possible to change the cutting sequence and order - for example; cut all hanging slots as the first task, perforate the dispensing hole as the second task, perform all creasing next or cut outer shape as final task, etc. This feature can also be used to good affect if the finished item is to be retained within the sheet - simply set the final cut task to contain small 'tags' to hold the design in place.

Origin the sensor and click start. With ColorCut Pro, once the cutting head is positioned on the first registration mark and the origin point is set, the flatbeds sensor will automatically detect the sheet's 2nd, 3rd and 4th registration marks and compensate for any scale, skew or positional errors - cutting will then automatically start.



A comprehensive range of tools and accessories made for ColorCut

Tools & accessories

As you'd expect from a serious production system, many of the parts are available as replacements.

A full range of original manufacturer parts and accessories are available for after-market purchase. Spares can be purchased at time of ordering the flatbed and/or shipped overnight as and when required.

Creasing tool. This tool is double-ended, offering a choice of tips for either wide or narrow creases, as desired. Precision engineered, this tool sits in the dual tool head.

Cutting tool. This precision engineered component sits in the dual tool head and holds the cutting blade of choice. The tool is manually adjustable to obtain the desired amount of 'blade out' for the job in hand.

Calibration tool. Used at set up and then periodically, to calibrate the cutter.

Cutting mats. Green self-healing mat is manufactured from a particular rubberised compound enabling blades to sink into its surface without causing surface damage. This mat is ideal for obtaining crisp cuts on thinner materials. Vacuum suction flows through the perforations to hold printed sheets in position.

The grey felt mat is perfect for achieving deeper creasing lines and cuts on thicker substrates. The natural density of the fibres allows the vacuum flow to pass through it for sheet retention.


Acoustic silencer. Reduces sound level of vacuum pump.

Cutting blades. These ultra-sharp and hard-wearing blades come in two types and three blade angles. Either as a pack of three the same or as a mixed pack.




Blades:

- Yellow** 30° 1mm ø - for film, very soft material, thin label material
- Red** 45° 1mm ø - typically for labels, stickers, and thin paper/card
- Blue** 60° 1mm ø - for hard media. The sharply angled tip provides a sharper point edge. Suitable for penetrating harder media types



Circlip blades:

- Red** 45° 1.4mm ø - Most packing board up to 750 micron. Circlip provides better pressure and improves blade direction changes on dense media, from 0.25 to 0.75 mm thick
- Blue** 60° 1.4mm ø - For dense, rigid or thick media. Sharply angled tip provides a sharp point ideal for polyester, PVC or magnetic materials. 0.25 to 1.2mm



Blade legend:
1. 30° blade 2. 45° blade 3. 60° blade
4. 45° circlip knife 5. 60° circlip knife



colorCUT

ColorCut Pro Server Station

The optional ColorCut Pro Server Station streamlines production workflow and automates productivity.

The supplied ColorCut Pro software can of course be used as a stand-alone application - however the optional ColorCut Pro Server Station is strongly recommended, as it provides an enhanced user interface, which significantly increases the power and functionality of the ColorCut Pro software suite. Plus it frees up graphic designers' computers, so they can get on with the job of designing more jobs - while print finishing operators can use the simple interface provided on the Server Station, as a production device to cut, crease and finish the jobs.

What is the Server Station? The Server Station is a hardware workstation & software bundle compromising of an ergonomic, free-standing workstation pre-installed with additional ColorCut Pro software suite, which includes:

- Production Studio + additional user licence
- Template Manager
- Job Library Manager

Running a stand-alone version of ColorCut Pro on the Server Station acts as a network hub enabling Mac and PC users to send their cut jobs from the ColorCut Pro client on their graphic design PCs &/or MACs, directly to the Server Station. This builds a central library of cutting jobs ensuring the operator can access all jobs saved to the ColorCut Pro Job Library at any time, without requiring Adobe® Illustrator® or CorelDRAW® and without having to re-open the original file. This free's up your graphic designers and enables them to continue working making the server station a compelling addition for both Mac or PC environments.

Key features:

- Mac or PC systems running ColorCut Pro, can transfer cut files over the network to the ColorCut Pro Job Library on the Server Station.
- Assigned job numbers, barcodes or QR codes enable instant retrieval of the associated cutting file
- Designers can adjust cutting file settings without having to re-open the original design and artwork file
- No skilled operators required. ColorCut Pro stands alone, which means cutting operatives do not require access to Adobe Illustrator or CorelDRAW in order to cut jobs.



- The Server Station is supplied complete with a pre-installed Windows® PC and ColorCut Pro software suite, with a flat screen monitor, mouse and keyboard
- Production Studio is the core operating software
- Template Maker enables designers to create simple cartons and shaped items
- Job Library Manager sophisticated job management, with custom action assignment
- User Licence allows 2 extra user seats

The software components explained.

In the design phase, jobs created by graphic designers using ColorCut Pro Client and saved into ColorCut Pro's Job Library.

Production Studio: The core application for production and operating of the cutter. The easy-to-use interface enables an operator to position sheets for cutting and click START on the software. The Barcode/QR Code printed on the job sheet enables ColorCut Pro Production Studio to automatically and instantly retrieve the correct cutting file, then start cutting your jobs. Job numbers can also be used, enabling an operator to load and send jobs directly to the cutter without need for any additional software.

Template Manager: Create die-cut templates for a range of simple cartons and shaped items with your own dimensions in just a few seconds. The intuitive program allows for a wide range of options to tailor X, Y, Z dimensions, flaps, tucks, creasing and perforations etc. Templates can then be exported to Adobe Illustrator or CorelDRAW for immediate use.

ColorCut Pro's Job Library Manager: Adds a sophisticated level of control enabling custom job naming and identification, searching, viewing and even assigning unique or custom actions to specific barcode/QR code or Job numbers (Only available with the ColorCut Pro Server Station).

Additional software licence: Is a real benefit for the workforce, as it allows for two additional user seats for multiple ColorCut Pro Clients - which really helps in a networked environment.

Specifications

MODEL / POSITION	FB550	FB750	FB1175
Format/Size	SRA3 / US Tabloid Extra	B2 (2 x SRA3) / US ARCH C (2x Tabloid Extra)	B1+ (4 x SRA3) / US ARCH E1 (4 x Tabloid Extra)
Market	Prototype and light production, on-demand packaging and sheet card cutting system – also suitable for sheet labels		
CUT AREA			
Maximum media area	350mm x 520mm	475mm x 670mm	800mm x 1100mm
Effective contour cutting area	330mm x 488mm	456mm x 640mm	750mm x 1095mm
Stand	Included	Included	Included
Media hold-down method	400W Vacuum suction	750W Vacuum suction	1000W Vacuum suction
Acoustic Muffler / Silencer	Optional	Included	Included
CUTTING CONTROL			
Cutting Carriage	Dual Tool Cutting Carriage, 2 independently operated Tool positions		
Cutting Force	Tool1 up to 960gf Tool2 up to 960gf	Tool1 up to 960gf Tool2 up to 960gf	Tool1 (Cut) up to 1,200gf (1Kg) Tool2 (Crease) up to 1,500gf (1.5Kg)
Max cutting depth	Paper/card up to 600micron/600gsm, Max. depth 1mm (low density substrate ie. Foamboard), High Density Substrates: PVC - up to 0.4mm, PET - up to 0.3mm, magnetic sticker - up to 600µ		Paper/card up to 1000micron/800gsm, Max. depth 1.2mm (low density substrate ie. rice paper / airboard).
Max speed*	600mm/s		High Quality: 750mm/s Standard Mode: 960mm/s Fast Mode: 1,200mm/s
Programmable resolution	HPGL 0.025mm	HPGL 0.025mm	HPGL 0.025mm
Typical Cut accuracy	+/- 125 µ	+/- 125 µ	+/- 125 µ
Mountable tools	3 tools supplied as standard for either tool position: Blade holder, creasing tool & pen tool		
Available tools	Blades: 1mm : Yellow - 30° cemented carbide blade - for thin film and very soft material		
	1mm : Red - 45° cemented carbide blade - for adhesive stickers, thin card under 0.25mm		
	1mm : Blue - 60° cemented carbide blade - for hard media. The sharply angled tip provides a sharper point edge. Suitable for penetrating harder media types (restricted by maximum limit of flatbed)		
	1.4mm : Red - 45° circlip cemented carbide blade - for most packing board up to 750 micron. Circlip provides better pressure and improves blade direction changes on dense media, from 0.25 to 0.75 mm thick		
	1.4mm : Blue - 60° circlip cemented carbide blade - for dense, rigid or thick media. Sharply angled tip provides a sharp point ideal for polyester, PVC or magnetic materials. 0.25 - 1.2mm		
Creasing tool:	≤500gsm cardboard, textured & corrugated paper		
Pen holder:	Pen, plotting pen, also used for calibration sensor		
SOFTWARE & CONNECTIVITY			
File formats	ColorCut Pro (only). ColorCut Pro cut files are created using the ColorCut plugin (below).		
ColorCut Pro (Plug-in)	ColorCut Pro Client (supplied) is a plugin for Adobe® Illustrator® (Mac or PC) & CorelDRAW® (PC only) (requires either app). Automatically adds cut registration targets (PageMARKs), BarCodes/QR Codes and Job numbers to the cut files. Then creates the cut files and sends cut files to the ColorCut Pro Job library.		
ColorCut Pro (Production Studio)	ColorCut Pro - Production Studio (Supplied) (PC ONLY) is used to send cutting jobs to the cutter. ColorCut Pro - Production Studio can be installed on a stand alone PC and will send cut files† from the ColorCut Pro Job Library (on same network LAN/WLAN as Graphic Design MAC's or PC's). ‡ The ColorCut Pro Job Library is a repository of cut files already created using ColorCut Pro Client MAC or PC (detailed previously). Alternatively, ColorCut Pro Production Studio can also be installed on a Graphic Designers PC to send cut files directly from a Graphics application to the cutter.		
Job Identifier	Barcode &/or Job Number	QR Code &/or Job Number	QR Code &/or Job Number
ColorCut Pro - (Plugin) compatibility	PC: Direct Plugin to: Adobe® Illustrator® (all versions), CorelDRAW® X3 - X8 - Mac: Adobe® Illustrator® CC 2018 onwards		
ColorCut Pro - Production Studio Minimum PC requirements	Windows 10 Pro x64 bit, 4 GB of RAM Recommended Resolution: 1280x960 or higher. 1 x USB*.	Windows 10 Pro x64 bit, 4 GB of RAM Recommended Resolution: 1280x960 or higher. Wi-Fi for Live Video (Wi-Fi Dongle inc. with cutter) 1 x USB.	Windows 10 Pro x64 bit, 4 GB of RAM Recommended Resolution: 1280x960 or higher. Wi-Fi for Live Video (Wi-Fi Dongle inc. with cutter) 1 x USB or 1 x Ethernet
REGISTRATION CONTROL			
Registration system	IR registration system, reads registration marks, corrects linear and angular positional differences. Reads BarCodes for Job Identification.	Advanced 8th generation ARMS (Automatic Registration Mark System), Uses hi-res CCD camera system to read QR codes for instant job retrieval, also accurately reads registration marks, corrects linear, scale, skew and rotational/angular positional differences adapting the the cut file as required.	
POWER REQUIREMENTS			
Cutting Table - Power/Voltage (cutter)	200W, 3.0A , 110V 220V (Voltage specific)		
Power (vacuum pump)	400W, 110V / 3.9A (vacuum)	750W, 110V / 10.8A (vacuum)	1000W, 110V / 16.5A (vacuum)
	400W, 230V / 2.7A (vacuum)	750W, 230V / 4.5A (vacuum)	100W, 240V / 9A (vacuum)
Approvals	Complies with CE and RoHs directive, VCCI Class A, FCC Class A, EN55022 Class A		
GENERAL			
Weight (unpacked)	69kg	82kg	109kg
Max* dimensions* (unpacked) LxWxH	900 x 870 x 1020mm	1070 x 992 x 1020mm	1550 x 1350 x 1010mm
Weight (crated)	102kg	129kg	246kg
Dimensions (crated) L x W x H	1270 x 890 x 550mm	1390 x 1010 x 570mm	1860 x 1490 x 620mm

* Maximum dimensions relate to assembled machines and reflect full extremities of each device to allow for aspects such as tool beam and vacuum hose.

